

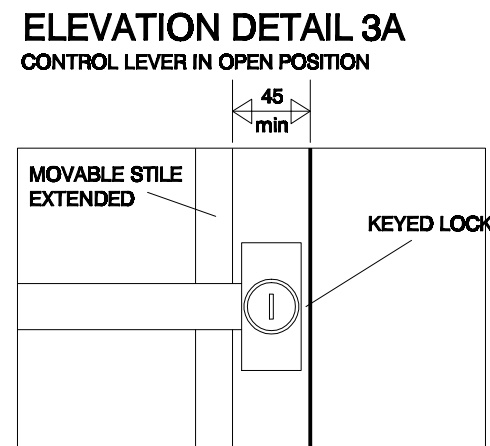
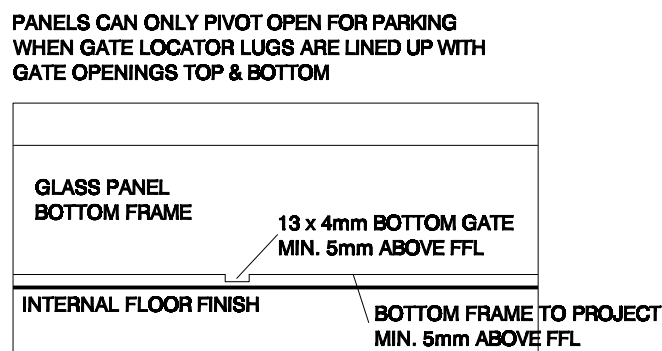
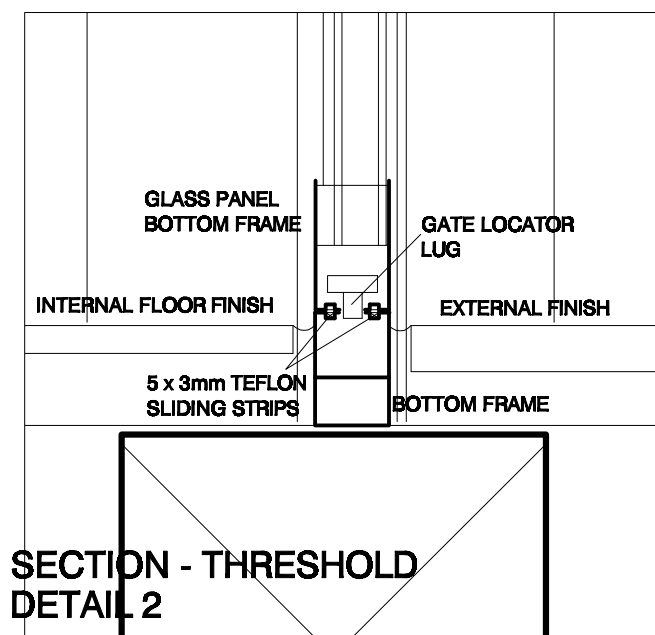
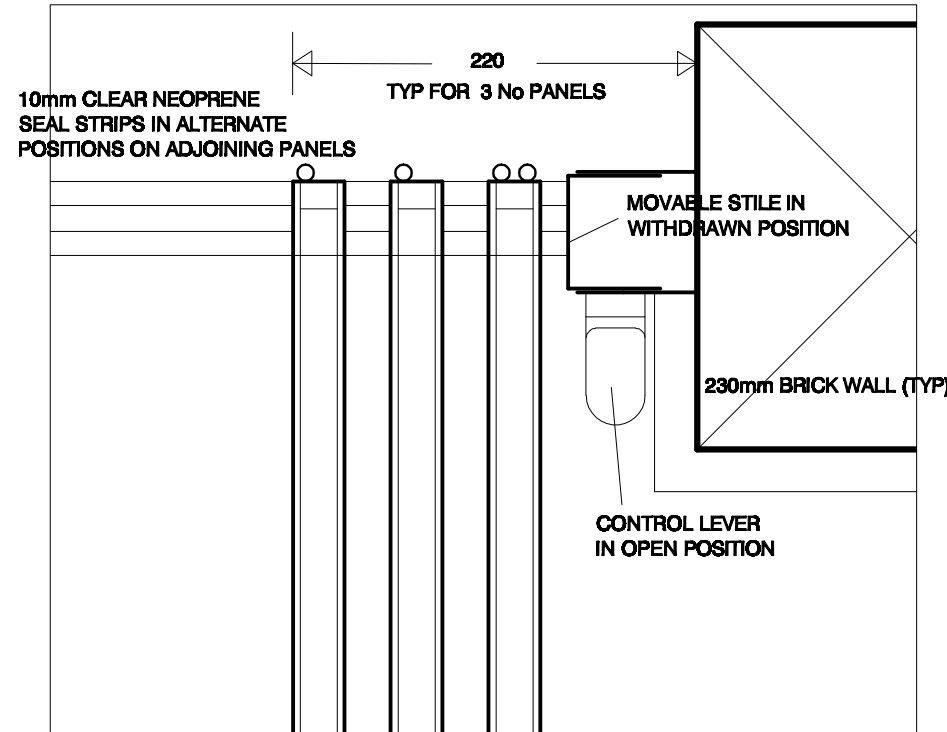
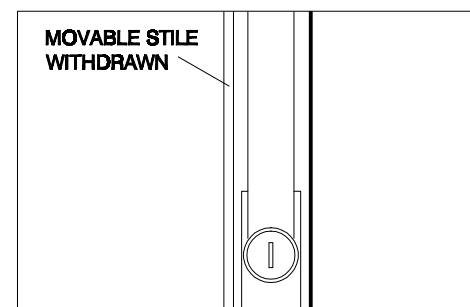
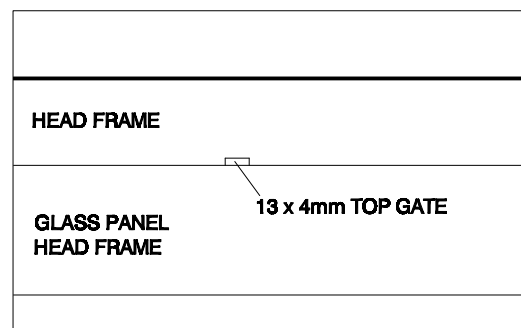
NOTES:

TOP & BOTTOM FRAMES ARE 61 X 41 ALUMINIUM SECTIONS WITH POWDER COATED FINISH, TYPICALLY WHITE. OTHER COLOUR CHOICES ARE AVAILABLE.

GLASS PANELS ARE 28mm Q/ALL THICKNESS, COMPRISING 4mm TOUGHENED GLASS PANELS EITHER SIDE WITH 20mm TOUGHENED GLASS SPACERS VERTICALLY, AND TOP & BOTTOM FRAMES CONTAINING ALUMINIUM SPACER BARS WITH DESSICANT INFILL. PROFILES ARE COMPRESSED ONTO GLASS & FIXED WITH POLYMER.

FOR SPECIFICATION INFORMATION REFER TO BROCHURE.

ARCHITECTURAL DETAILS AROUND OPENINGS ARE INDICATIVE FOR ILLUSTRATIVE PURPOSES ONLY, AND WILL VARY ACCORDING TO INDIVIDUAL REQUIREMENTS.



PLAN DETAIL 5
GLASS PANELS IN OPEN & PARKED POSITION

**TYPICAL DOUBLE GLAZED INSTALLATION
in 230mm BRICK WALL - 2300H x 2400W**

SCALE: 1:4 in A3 Format - DIMENSIONS INDICATED ARE IN MILLIMETRES
SHEET 2 OF 2 - SEE SHEET 1 FOR DETAIL LOCATIONS

FRAMELESS GLASS CURTAINS LTD

UNIT 12, PARTRIDGE FARM, SANDY LANE, WEST MALLING, KENT, ME19 6TG
TEL: 01732 84 80 88 FAX: 01732 87 00 14
EMAIL: info@framelessglasscurtains.co.uk
INTERNET: www.framelessglasscurtains.co.uk